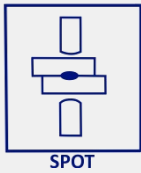





**PUNTATRICI PENSILI**  
**SPOT WELDING GUNS**  
**PUNKTSCHWEISSZANGEN**



SPOT



AC



- Progettate per l'industria;
- Robusta struttura meccanica;
- Raffreddamento ad acqua per trasformatore, bracci, elettrodi, portaelettrodi;
- Regolazione apertura elettrodi;
- Dotate di grande apertura pneumatica;
- Sospensione giroscopica garantisce tutti i gradi di libertà;
- Controllo digitale a bordo macchina;
- Termostati di sicurezza.
- Designed for industrial use;
- Rugged steel frame;
- Water-cooled transformer, arms, electrode-holders and electrodes;
- Electrodes gap adjustment;
- Pneumatic extra stroke device;
- Fully gimbaled suspended system;
- Digital welding control built-in;
- Safety thermostats.
- Planen für Industrie;
- Starke mechanische Struktur;
- Transformator, Arme, Elektrodenträger und Elektroden wassergekühlt;
- Einstellbarer Kurzhub;
- Pneumatische Langhub;
- Kugellagerrundführung;
- Digital Schweißsteuerung;
- Sicherheitthermostate.

## PN series



### S1

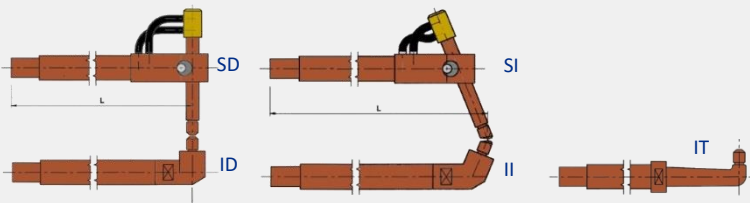
Controllo di saldatura sincrono solo per PN4-PN6  
Synchronous welding control only for PN4-PN6  
Synchrone Schweißsteuerung nur für PN4-PN6



### PX1700

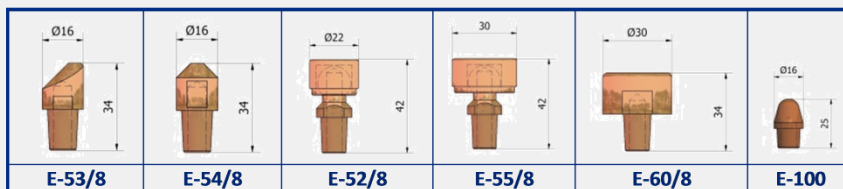
Controllo di saldatura digitale  
Digital welding control  
Digital Schweißsteuerung

CARATTERISTICHE TECNICHE	TECHNICAL DATA	TECHNISCHE DATEN		PN 4	PN 6	PN 8	PN 12	PN 18	PN 25	PN 36	PN 42
Potenza nominale al 50%	Rated output @ 50%	Nennleistung bei 50%	kVA	4	6	8	12	18	25	36	42
Corrente sec. di corto circuito	Sec. short circuit current	Sekundärer Kurzschluss-Strom	kA	9	9	9.8	12.8	13.5	15	18	22
Corrente sec. max di saldatura	Max sec. welding current	Max. Schweiß-Strom	kA	7,2	7.2	7.8	10.2	10.8	12	14.4	17.6
Forza agli elettrodi (6 bar)	Electrodes force (6 bar)	Kontaktdruck (6 bar)	daN	140	140	220	220	220	220	510	510
Corrente secondaria permanente	Permanent secondary current	Permanenter Sekundärstrom	kA	0.78	0.78	2.7	4	4.38	3	3.8	6.4
Tensione secondaria	Secondary no load voltage	Sekundärspannung	V	3.6	3.6	2.1	2.7	2.9	5.9	6	4.6
Tensione di alimentazione monofase	Single-phase supply voltage	Einphaseneinspeisung	V	400	400	400	400	400	400	400	400
Frequenza nominale	Nominal frequency	Nennfrequenz	Hz	50/60	50/60	50/60	50/60	50/60	50/60	50/60	50/60
Fusibili ritardati	Delayed fuses	Träge Sicherungen	A	16	16	16	25	32	45	63	63
Consumo aria per saldatura a 6 bar	Air consumption for one spot weld @ 6 bar	Luftverbrauch für 1 schweißpunkte bei 6 bar	l	1	1	1.5	1.5	1.5	1.5	3	3
Raffreddamento acqua	Water cooling	Wasserkühlung	l/min	2	2	6	6	6	6	7	7
Max pressione aria di lavoro	Compressed air pressure	Luftdruck	bar	6	6	6	6	6	6	6	6
Distanza bracci e	Arms gap e	Armentfernung e	mm	105.5	105.5	135	135	135	135	140	140
Lunghezza bracci l	Throat depth l	Armlänge l	mm	170-445	170-445	200-800	200-800	200-800	200-800	200-800	200-800
Diametro bracci	Arms diameter	Armdurchmesser	mm	25	25	30	30	30	30	40	40
Diametro candeie	Electrode holder diameter	Elektrodenhalterdurchmesser	mm	16	16	19	19	19	19	25	25
Diametro elettrodi	Electrode diameter	Elektrodenenddurchmesser	mm	12	12	12	12	12	12	18	18
Apertura elettrodi con bracci da 200mm	Electrodes stroke with 200mm arms	Elektrodenöffnung bei min. Armlänge	mm	6-55	6-55	6-50	6-50	6-50	6-50	6-50	6-50
Peso (senza bracci)	Weight (without arms)	Gewicht (ohne Armen)	Kg	18	18	48	50	53	55	75	85

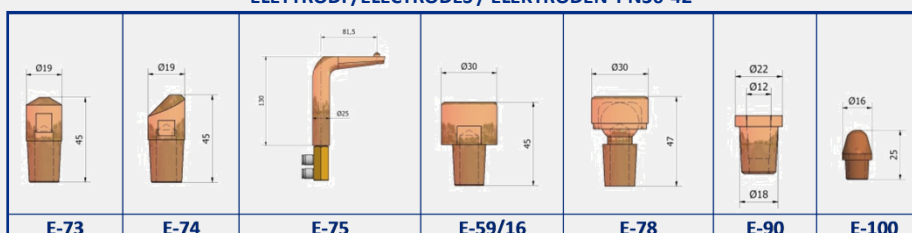


	BRACCI	ARMS	ARMEN
SD	SUPERIORE DIRITTO	UPPER STRAIGHT	OBERER GERADE
ID	INFERIORE DIRITTO	LOWER STRAIGHT	UNTERER GERADE
SI	SUPERIORE INCLINATO	UPPER SLANTING	OBERER GENEIGT
II	INFERIORE INCLINATO	LOWER SLANTING	UNTERER GENEIGT
IT	INFERIORE DI TESTA	HEAD LOWER ARM	UNTERER ARM MIT KOPF

### ELETTRODI /ELECTRODES / ELEKTRODEN PN4-6-8-12-18-25



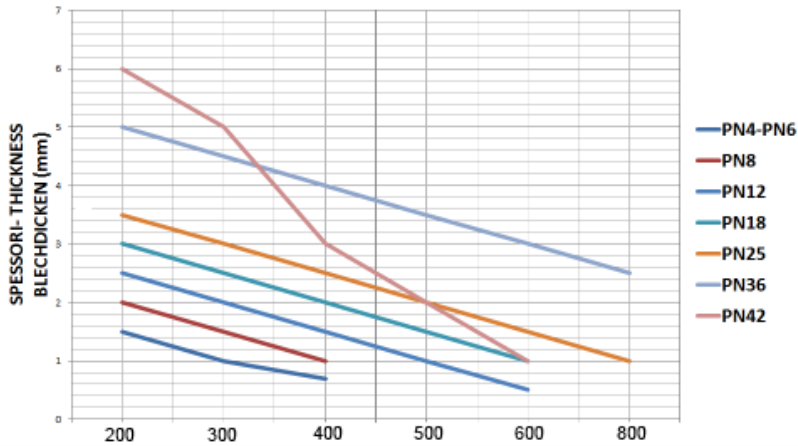
### ELETTRODI /ELECTRODES / ELEKTRODEN PN36-42





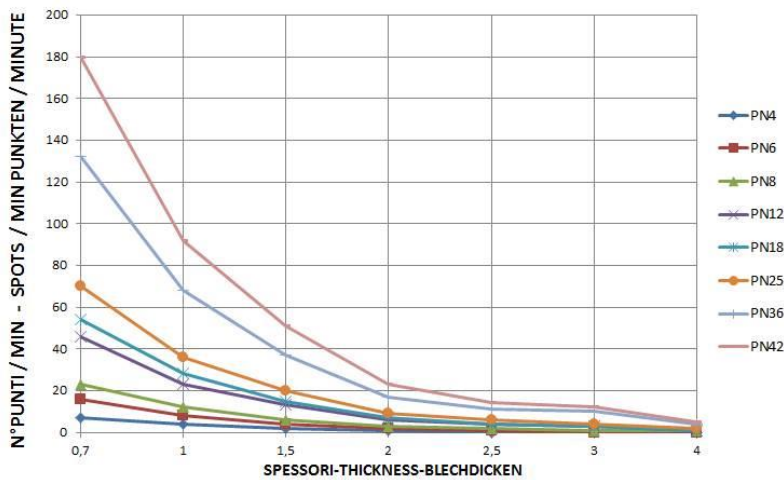
## PN series

CAPACITA' DI SALDATURA SU ACCIAIO IN CLASSE "C"  
WELDING CAPACITY ON STEEL "C" CLASS  
SCHWEISSBARE BLECHDICKE "C" KLASSE



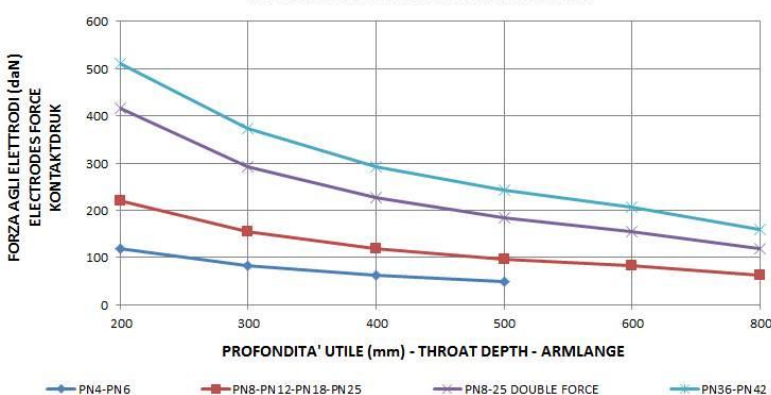
PN4-PN6

CAPACITA' DI PRODUZIONE SU ACCIAIO IN CLASSE "C"  
MAX. USE CONDITION ON STEEL "C" CLASS  
MAX. BETRIEBSLEITUNG BLECHDICKE "C" KLASSE



PN25

FORZA AGLI ELETTRODI IN FUNZIONE DELLA LUNGHEZZA BRACCI  
ELECTRODES FORCE VS ARMS LENGTH  
KONTAKTDRUCK VS ARMLÄNGE

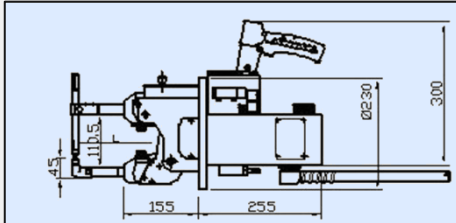


PX1700 IN BOX

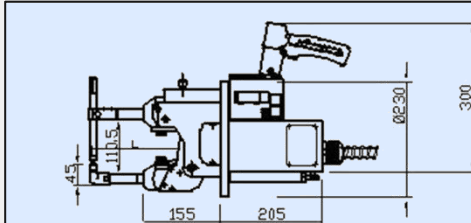




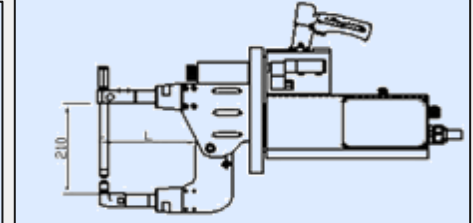
## PN series



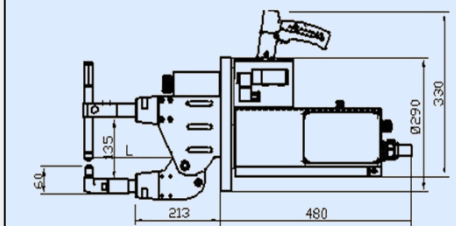
PN4-PN6 S1



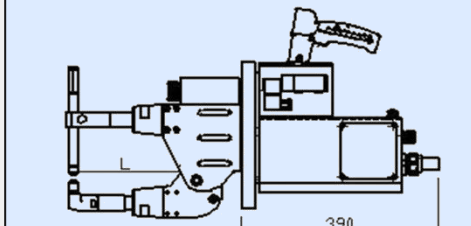
PN4-6 CONTROLLO SEPARATO  
SEPARATE CONTROL  
SEPARATE SCHWEIßSTEUERUNG



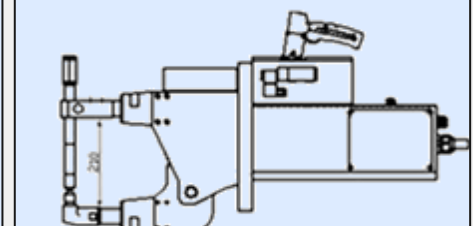
PN8-25 "S" VERSION



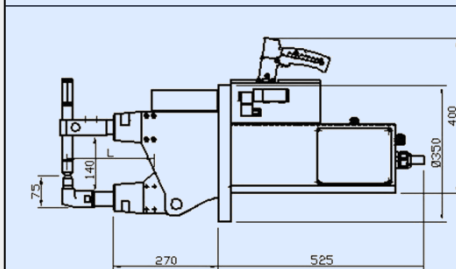
PN8-25 STANDARD



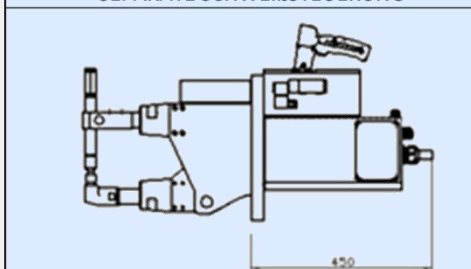
PN8-25 CONTROLLO SEPARATO  
SEPARATE CONTROL  
SEPARATE SCHWEIßSTEUERUNG



PN36-PN42 "S" VERSION



PN36 STANDARD  
PN42 CONTROLLO SEPARATO  
SEPARATE CONTROL  
SEPARATE SCHWEIßSTEUERUNG


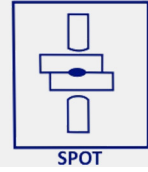


PN36 CONTROLLO SEPARATO  
SEPARATE CONTROL  
SEPARATE SCHWEIßSTEUERUNG





BILANCIATORE  
SPRING BALANCER  
AUSGLEICHER

P.E.I.-POINT si riserva il diritto di modificare le specifiche senza alcun preavviso  
P.E.I.-POINT reserve the right to modify specifications without prior notice  
P.E.I.-POINT behält sich das Recht die spezifischen ohne Benachrichtigung zu ändern vor



**PUNTATRICI PENSILI CON TECNOLOGIA MEDIA FREQUENZA**  
**MF TECHNOLOGY SUSPENDED SPOT WELDING GUNS**  
**MITTELFREQUENZ PUNKTSCHWEISSZANGEN**



- Grande maneggevolezza;
- Alimentazione trifase bilanciata;
- Basso consumo energetico;
- Elevata ripetibilità corrente di saldatura;
- Lunga durata degli elettrodi.
- Easy handling;
- Three phase supply;
- Low power demand;
- Constant current regulation;
- Long electrode life.
- Sehr gute ergonomische Handhabung während der Anwendung;
- Dreifasige ausgeglichene Stromversorgung;
- Niedriger Stromverbrauch;
- Konstante Schweiß-Strom-Kontrolle;
- Hohe Lebensdauer der Elektroden.

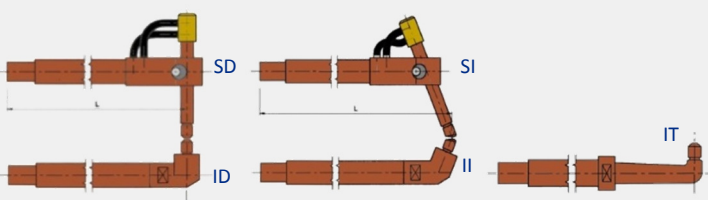
## PN *INVERTER* series



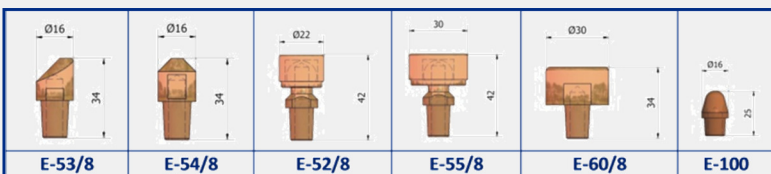
### PY800

Controllo di saldatura con display grafico per il comando di generatori inverter media frequenza  
 Welding control with graphic display for the control of medium frequency inverter generators  
 Schweißsteuerung grafische Darstellung für die Steuerung des Inverters Medium Frequenzgeneratoren

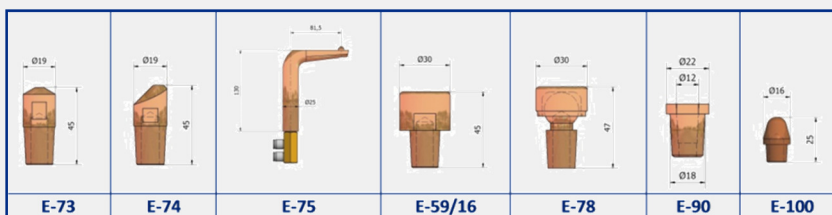
CARATTERISTICHE TECNICHE	TECHNICAL DATA	TECHNISCHE DATEN		PN55 X	PN140 X
Potenza nominale al 50%	Rated output @ 50%	Nennleistung bei 50%	kVA	35	88
Potenza nominale al 20%	Rated output @ 20%	Nennleistung bei 20%	kVA	55	140
Corrente sec. di corto circuito	Sec. short circuit current	Sekundärer Kurzschluss-Strom	kA	18	26
Corrente sec. max di saldatura	Max sec. welding current	Max. Schweiß-Strom	kA	14	20,8
Forza agli elettrodi (6 bar)	Electrodes force (6 bar)	Kontaktdruck (6 bar)	daN	220	510
Corrente secondaria permanente	Permanent secondary current	Permanenter Sekundärstrom	kA	3,2	10,8
Tensione secondaria	Secondary no load voltage	Sekundärspannung	V	7,5	9,1
Tensione di alimentazione trifase	Three-phase supply voltage	Dreiphaseneinspeisung	V	400	400
Frequenza nominale	Nominal frequency	Nennfrequenz	Hz	50/60	50/60
Fusibili ritardati	Delayed fuses	Träge Sicherungen	A	32	100
Consumo aria per saldatura a 6 bar	Air consumption for one spot weld @ 6 bar	Luftverbrauch für 1 schweißpunkte bei 6 bar	l	1,5	3
Raffreddamento acqua	Water cooling	Wasserkühlung	l/min	6	5
Max pressione aria di lavoro	Max allowed compressed air pressure	Luftdruck	bar	6	6
Distanza bracci e	Arms gap e	Armentfernung e	mm	135	140
Lunghezza bracci l	Throat depth l	Armlänge l	mm	200-800	200-800
Diametro bracci	Arms diameter	Armdurchmesser	mm	30	40
Diametro cande	Electrode holder diameter	Elektrodenhalterdurchmesser	mm	19	25
Diametro elettrodi	Electrode diameter	Elektrodenndurchmesser	mm	12	18
Apertura elettrodi con bracci da 200mm	Electrodes stroke with 200mm arms	Elektrodenöffnung bei min. Armlange	mm	6-50	6-50
Peso (senza bracci)	Weight (without arms)	Gewicht (ohne Armen)	Kg	52	90



	BRACCI	ARMS	ARMEN
SD	SUPERIORE DIRITTO	UPPER STRAIGHT	OBERER GERADE
ID	INFERIORE DIRITTO	LOWER STRAIGHT	UNTERER GERADE
SI	SUPERIORE INCLINATO	UPPER SLANTING	OBERER GENEIGT
II	INFERIORE INCLINATO	LOWER SLANTING	UNTERER GENEIGT
IT	INFERIORE DI TESTA	HEAD LOWER ARM	UNTERER ARM MIT KOPF



ELETTRODI/ELECTRODES/ELEKTRODEN  
PN55X



ELETTRODI/ELECTRODES/  
ELEKTRODEN PN140X



BOX INVERTER  
mm 1000x800x300

P.E.I.-POINT si riserva il diritto di modificare le specifiche senza alcun preavviso  
 P.E.I.-POINT reserve the right to modify specifications without prior notice  
 P.E.I.-POINT behält sich das Recht die spezifischen ohne Benachrichtigung zu ändern vor