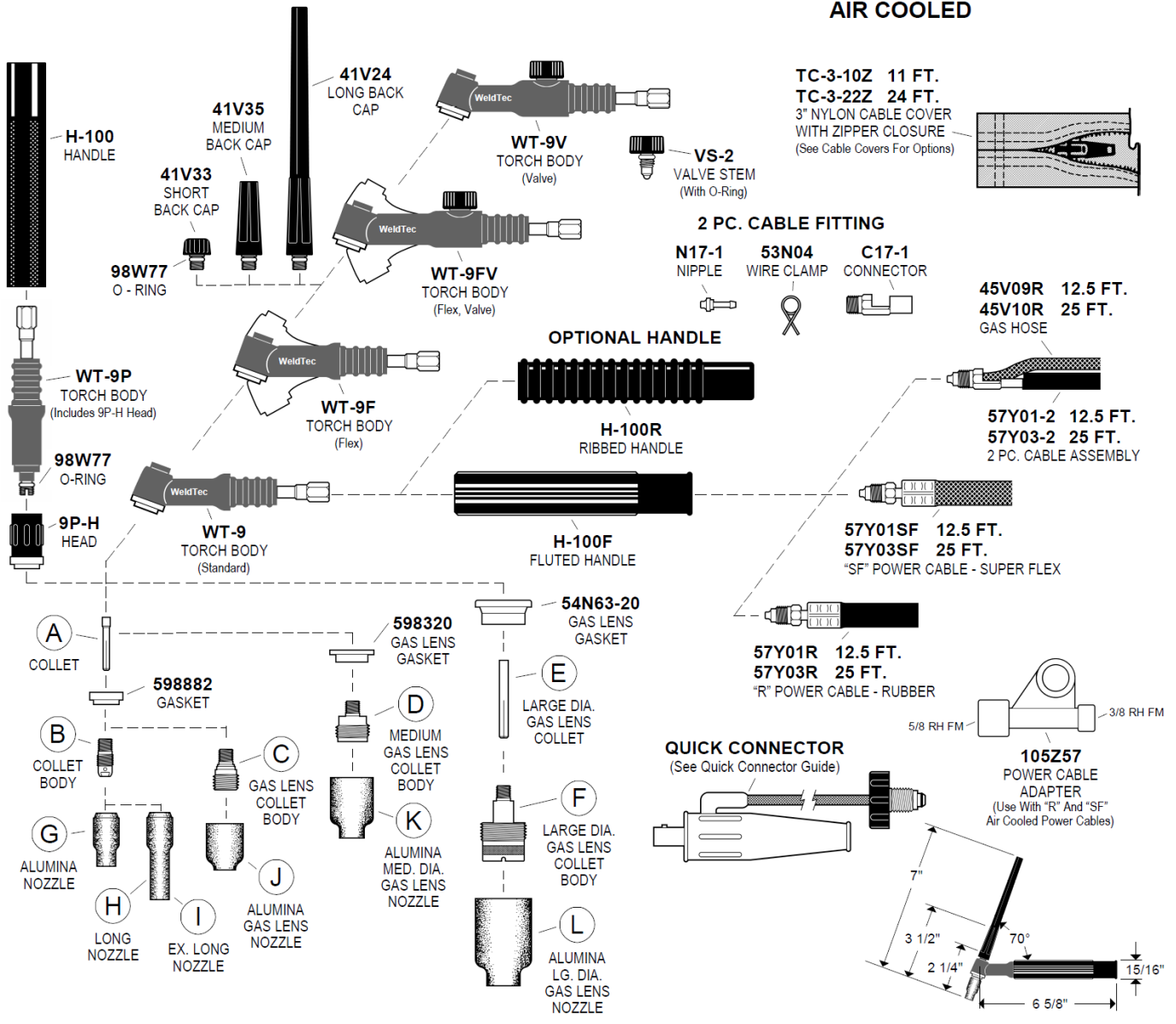


REPLACEMENT PARTS

WT-9 • WT-9F STANDARD FLEX WT-9FV • WT-9P • WT-9V FLEX, VALVE PENCIL VALVE AIR COOLED



COPYRIGHT 1994 - 2015 TEC WELDING PRODUCTS, INC.

COLLETS • COLLET BODIES • GAS LENS

ITEM	ELECTRODE DIAMETER	.020 0,5	.040 1,0	1/16 1,6	3/32 2,4	1/8 3,2
A	COLLET	13N20	13N21	13N22	13N23	13N24
B	COLLET BODY	13N25	13N26	13N27	13N28	13N29
C	GAS LENS	45V41	45V42	45V43	45V44	45V45
D	MED. DIA. GAS LENS	—	—	45V35SW	45V36SW	45V37SW
E	LG. DIA. GAS LENS COLLET	13N20L	13N21L	13N22L	13N23L	13N24L
F	LG. DIA. GAS LENS	45V0204S		45V116S	45V64S	995795S

GAS NOZZLES

ITEM	NO. SIZE	3 3/16"	4 1/4"	5 5/16"	6 3/8"	7 7/16"	8 1/2"	10 5/8"	11 11/16"	12 3/4"
G	ALUMINA	—	13N08	13N09	13N10	13N11	13N12	13N13	—	—
H	LONG 1 7/8"	796F70	796F71	796F72	796F73	—	—	—	—	—
I	EX. LONG 2 1/2"	796F74	796F75	796F76	796F77	—	—	—	—	—
J	ALUMINA GAS LENS	—	53N58	53N59	53N60	53N61	53N61S	—	—	—
K	ALUMINA MED. DIA. GAS LENS	—	—	—	—	54N15SW	54N14SW	54N12SW	54N19	—
L	ALUMINA LG. DIA. GAS LENS	—	—	—	57N75	—	57N74	53N88	—	53N87*

Specifications and descriptions subject to change without notice.

* #15 53N89 15/16" ID X 1 7/8" Long

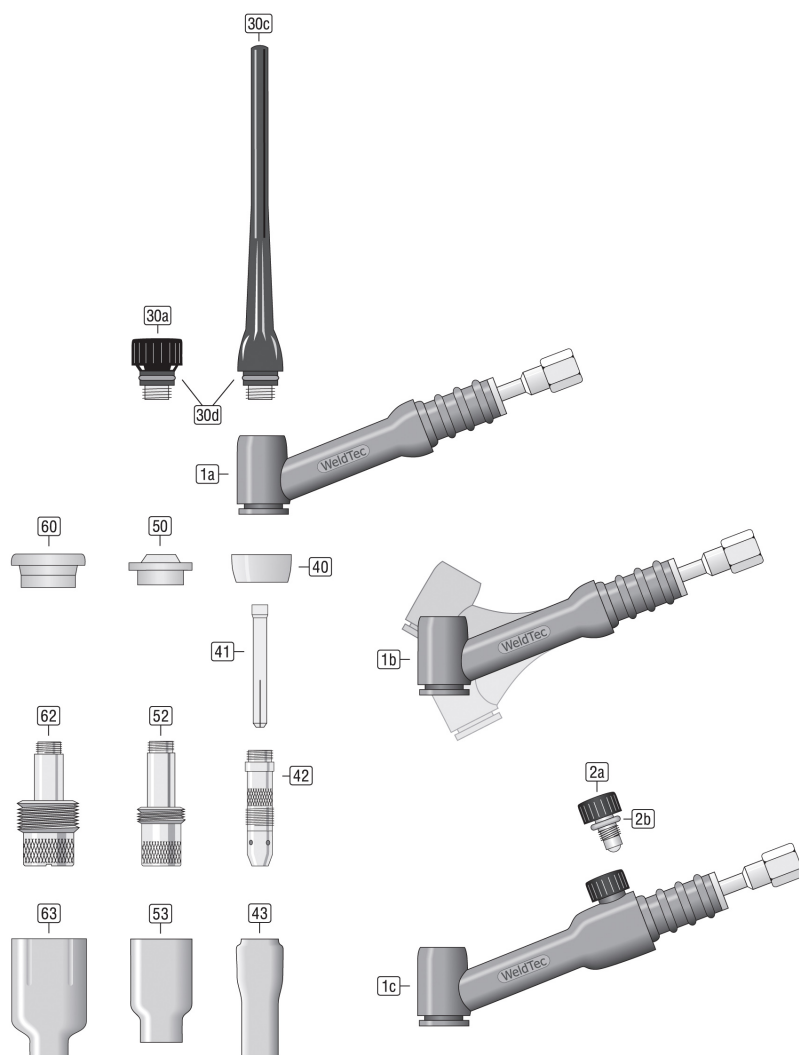
REVISION I

MANUFACTURED IN USA

Datenblatt

WT17 WT17F WT17V

WeldTec



00.DBL-85601170-1172

12/2018

WIG-Brenner WT17/ WT17F/ WT17V

Ausrüstungsteile

Pos.	Artikelbezeichnung	Artikel
30a	Brennerkappe kurz [57Y04] WT-17/18/26 SW-450	85757040-W
30c	Brennerkappe lang [57Y02] WT-17/18/26 SW-450	85757020-W
30d	Runddichtung 98W18	85509-98W18-W
40	Isolator Standard [18CG] WT-17/18/26 WT-28/29	85504181-W
41	Spannhülse Ø0,5mm L=50mm [10N21] WT-17/18/26 WT-28/29	85110210-W
	Spannhülse Ø1,0mm L=50mm [10N22] WT-17/18/26 WT-28/29	85110220-W
	Spannhülse Ø1,6mm L=50mm [10N23] WT-17/18/26 WT-28/29	85110230-W
	Spannhülse Ø2,4mm L=50mm [10N24] WT-17/18/26 WT-28/29	85110240-W
	Spannhülse Ø3,2mm L=50mm [10N25] WT-17/18/26 WT-28/29	85110250-W
	Spannhülse Ø4,0mm L=50mm [54N20] WT-17/18/26 WT-28/29	85114200-W
42	Spannhülsegehäuse Ø0,5mm [10N29] WT-17/18/26 WT-28/29	85120290-W
	Spannhülsegehäuse Ø1,0mm [10N30] WT-17/18/26 WT-28/29	85120300-W
	Spannhülsegehäuse Ø1,6mm [10N31] WT-17/18/26 WT-28/29	85120310-W
	Spannhülsegehäuse Ø2,4mm [10N32] WT-17/18/26 WT-28/29	85120320-W
	Spannhülsegehäuse Ø3,2mm [10N28] WT-17/18/26 WT-28/29	85120280-W
	Spannhülsegehäuse Ø4,0mm [406488] WT-17/18/26 WT-28/29	85124880-W
43	Gasdüse Gr.4 iØ6,4mm L=47mm [10N50] WT-17/18/26 WT-28/29	85210500-W
	Gasdüse Gr.5 iØ8,0mm L=47mm [10N49] WT-17/18/26 WT-28/29	85210490-W
	Gasdüse Gr.6 iØ9,6mm L=47mm [10N48] WT-17/18/26 WT-28/29	85210480-W
	Gasdüse Gr.7 iØ11,2mm L=47mm [10N47] WT-17/18/26 WT-28/29	85210470-W
	Gasdüse Gr.8 iØ12,8mm L=47mm [10N46] WT-17/18/26 WT-28/29	85210460-W
	Gasdüse Gr.10 iØ16mm L=47mm [10N45] WT-17/18/26 WT-28/29	85210450-W
	Gasdüse Gr.12 iØ19,2mm L=47mm [10N44] WT-17/18/26 WT-28/29	85210440-W
50	Isolator Adapter [54N01] WT-17/18/26 WT-28/29	85504010-W
52	Gaslinse Ø1,0mm [45V24] WT-17/18/26 SW-418 WT-28/29	85134524-W
	Gaslinse Ø1,6mm [45V25] WT-17/18/26 SW-418 WT-28/29	85134525-W
	Gaslinse Ø2,4mm [45V26] WT-17/18/26 SW-418 WT-28/29	85134526-W
	Gaslinse Ø3,2mm [45V27] WT-17/18/26 SW-418 WT-28/29	85134527-W
	Gaslinse Ø4,0mm [45V28] WT-17/18/26 SW-418 WT-28/29	85134528-W
53	Gasdüse Gr.4 iØ6,4mm L=42mm [54N18] WT-17/18/26 SW-450 WT-28/29	85254180-W
	Gasdüse Gr.5 iØ6,4mm L=42mm [54N17] WT-17/18/26 SW-450 WT-28/29	85254170-W
	Gasdüse Gr.6 iØ9,6mm L=42mm [54N16] WT-17/18/26 SW-450 WT-28/29	85254160-W
	Gasdüse Gr.8 iØ12,8mm L=42mm [54N14] WT-17/18/26 SW-450 WT-28/29	85254140-W
60	Isolator Gaslinse Jumbo [54N63] WT-17/18/26 WT-28/29	85504630-W
62	Gaslinse Ø0,5-1,0mm Jumbo [45V0204] WT-17/18/26 SW-418 WT-28/29	85134502-W
	Gaslinse Ø1,6mm Jumbo [45V116] WT-17/18/26 SW-418 WT-28/29	85134516-W
	Gaslinse Ø2,4mm Jumbo [45V64] WT-17/18/26 WT-28/29	85134564-W
	Gaslinse Ø3,2mm Jumbo [995795] WT-17/18/26 WT-28/29	85135795-W
	Gaslinse Ø4,0mm Jumbo [45V63] WT-17/18/26 WT-28/29	85134563-W
63	Gasdüse Gr.6 iØ9,6mm L=48mm [57N75] Hochleistungs Keramik, rosa	85257750-W
	Gasdüse Gr.8 iØ12,8mm L=48mm [57N74] Hochleistungs Keramik, rosa	85257740-W
	Gasdüse Gr.10 iØ16,0mm L=48mm [53N88] Hochleistungs Keramik, rosa	85253880-W
	Gasdüse Gr.12 iØ19,2mm L=48mm [53N87] Hochleistungs Keramik, rosa	85253870-W


Ersatzteile

Pos.	Artikelbezeichnung	Artikel
1a	Brennerkörper WT-17 luftgekühlt	85601170
1b	Brennerkörper WT-17F luftgekühlt	85601172
1c	Brennerkörper WT-17V luftgekühlt	8560117V
2a	VS-2 Drehventil für 9/17er	85511002
2b	O-Ring rot [98W77] für Brennerkappe 41V24/33/35	8550904520R

Datenblatt

WT9 WT9F WT9V

WeldTec



00.DBL-85601090-1092

01/2019

WIG-Brenner WT9/ WT9F/ WT9V**Ausrüstungsteile**

Pos.	Artikelbezeichnung	Artikel
30a	Brennerkappe kurz [41V33] WT-9/20 SW-320	85741330-W
30b	Brennerkappe mittel [41V35] WT-9/20 SW-320	85741350-W
30c	Brennerkappe lang [41V24] WT-9/20 SW-320	85741240-W
30d	Runddichtung 98W77	85509-98W77-W
40	Isolator Standard [598882] WT-9/20/25 SW-320 WT-22/23	85504820-W
41	Spannhülse Ø0,5mm L=25mm [13N20] WT-9/20/25 SW-320 WT-22/23	85113200-W
	Spannhülse Ø1,0mm L=25mm [13N21] WT-9/20/25 SW-320 WT-22/23	85113210-W
	Spannhülse Ø1,6mm L=25mm [13N22] WT-9/20/25 SW-320 WT-22/23	85113220-W
	Spannhülse Ø2,4mm L=25mm [13N23] WT-9/20/25 SW-320 WT-22/23	85113230-W
	Spannhülse Ø3,2mm L=25mm [13N24] WT-9/20/25 SW-320 WT-22/23	85113240-W
42	Spannhülsegehäuse Ø0,5mm [13N25] WT-9/20/25 SW-320 WT-22/23	85123250-W
	Spannhülsegehäuse Ø1,0mm [13N26] WT-9/20/25 SW-320 WT-22/23	85123260-W
	Spannhülsegehäuse Ø1,6mm [13N27] WT-9/20/25 SW-320 WT-22/23	85123270-W
	Spannhülsegehäuse Ø2,4mm [13N28] WT-9/20/25 SW-320 WT-22/23	85123280-W
	Spannhülsegehäuse Ø3,2mm [13N29] WT-9/20/25 SW-320 WT-22/23	85123290-W
43	Gasdüse Gr.4 iØ6,4mm L=30mm [13N08] WT-9/20/25 SW-320 WT-22/23	85213080-W
	Gasdüse Gr.5 iØ8,0mm L=30mm [13N09] WT-9/20/25 SW-320 WT-22/23	85213090-W
	Gasdüse Gr.6 iØ9,6mm L=30mm [13N10] WT-9/20/25 SW-320 WT-22/23	85213100-W
	Gasdüse Gr.7 iØ11,2mm L=30mm [13N11] WT-9/20/25 SW-320 WT-22/23	85213110-W
	Gasdüse Gr.8 iØ12,8mm L=30mm [13N12] WT-9/20/25 SW-320 WT-22/23	85213120-W
	Gasdüse Gr.10 iØ16,0mm L=30mm [13N13] WT-9/20/25 SW-320 WT-22/23	85213130-W
52	Gaslinse Ø0,5mm [45V41] WT-9/20/24/25 SW-320 WT-22/23	85134541-W
	Gaslinse Ø1,0mm [45V42] WT-9/20/24/25 SW-320 WT-22/23	85134542-W
	Gaslinse Ø1,6mm [45V43] WT-9/20/24/25 SW-320 WT-22/23	85134543-W
	Gaslinse Ø2,4mm [45V44] WT-9/20/24/25 SW-320 WT-22/23	85134544-W
	Gaslinse Ø3,2mm [45V45] WT-9/20/24/25 SW-320 WT-22/23	85134545-W
53	Gasdüse Gr.4 iØ6,4mm L=25mm [53N58] WT-9/20/24/25 SW-320 WT-22/23	85253580-W
	Gasdüse Gr.5 iØ8,0mm L=25mm [53N59] WT-9/20/24/25 SW-320 WT-22/23	85253590-W
	Gasdüse Gr.6 iØ9,6mm L=25mm [53N60] WT-9/20/24/25 SW-320 WT-22/23	85253600-W
	Gasdüse Gr.7 iØ11,2mm L=25mm [53N61] WT-9/20/24/25 SW-320 WT-22/23	85253610-W
60	Isolator Gaslinse Jumbo [54N63-20] WT-9/20/25 SW-320 WT-22/23	85504632-W
61	Spannhülse Ø1,0mm L=40mm [13N21L] WT-9/20/25 SW-320 WT-22/23	85113214-W
	Spannhülse Ø1,6mm L=40mm [13N22L] WT-9/20/25 SW-320 WT-22/23	85113224-W
	Spannhülse Ø2,4mm L=40mm [13N23L] WT-9/20/25 SW-320 WT-22/23	85113234-W
	Spannhülse Ø3,2mm L=40mm [13N24L] WT-9/20/25 SW-320 WT-22/23	85113244-W
62	Gaslinse Ø0,5-1,0mm Jumbo [45V0204S] WT-9/20/25 SW-320 WT-22/23	85136504-W
	Gaslinse Ø1,6mm Jumbo [45V116S] WT-9/20/25 SW-320 WT-22/23	85136516-W
	Gaslinse Ø2,4mm Jumbo [45V64S] WT-9/20/25 SW-320 WT-22/23	85136564-W
	Gaslinse Ø3,2mm Jumbo [995795S] WT-9/20/25 SW-320 WT-22/23	85136795-W
63	Gasdüse Gr.6 iØ9,6mm L=48mm [57N75] Hochleistungs Keramik, rosa	85257750-W
	Gasdüse Gr.8 iØ12,8mm L=48mm [57N74] Hochleistungs Keramik, rosa	85257740-W
	Gasdüse Gr.10 iØ16,0mm L=48mm [53N88] Hochleistungs Keramik, rosa	85253880-W
	Gasdüse Gr.12 iØ19,2mm L=48mm [53N87] Hochleistungs Keramik, rosa	85253870-W

Ersatzteile

Pos.	Artikelbezeichnung	Artikel
1a	Brennerkörper WT-9 luftgekühlt	85601090
1b	Brennerkörper WT-9F luftgekühlt	85601092
1c	Brennerkörper WT-9V luftgekühlt	8560109V
2a	VS-2 Drehventil für 9/17er	85511002
2b	Runddichtung 98W77	85509-98W77-W

Datenblatt

WT17FV

WeldTec

00.DBL-8560117Y-117Y

12/2018



A - 7400 Oberwart, Kreuzgasse 1
Tel: +43 (0) 3352 210 88 - 0
Fax: +43 (0) 3352 210 88 - 3
E-mail: office@weld-tec.com
www.weld-tec.com

*welding .
cutting .
automation .
service .*

WIG-Brenner WT17FV

Ausrüstungsteile

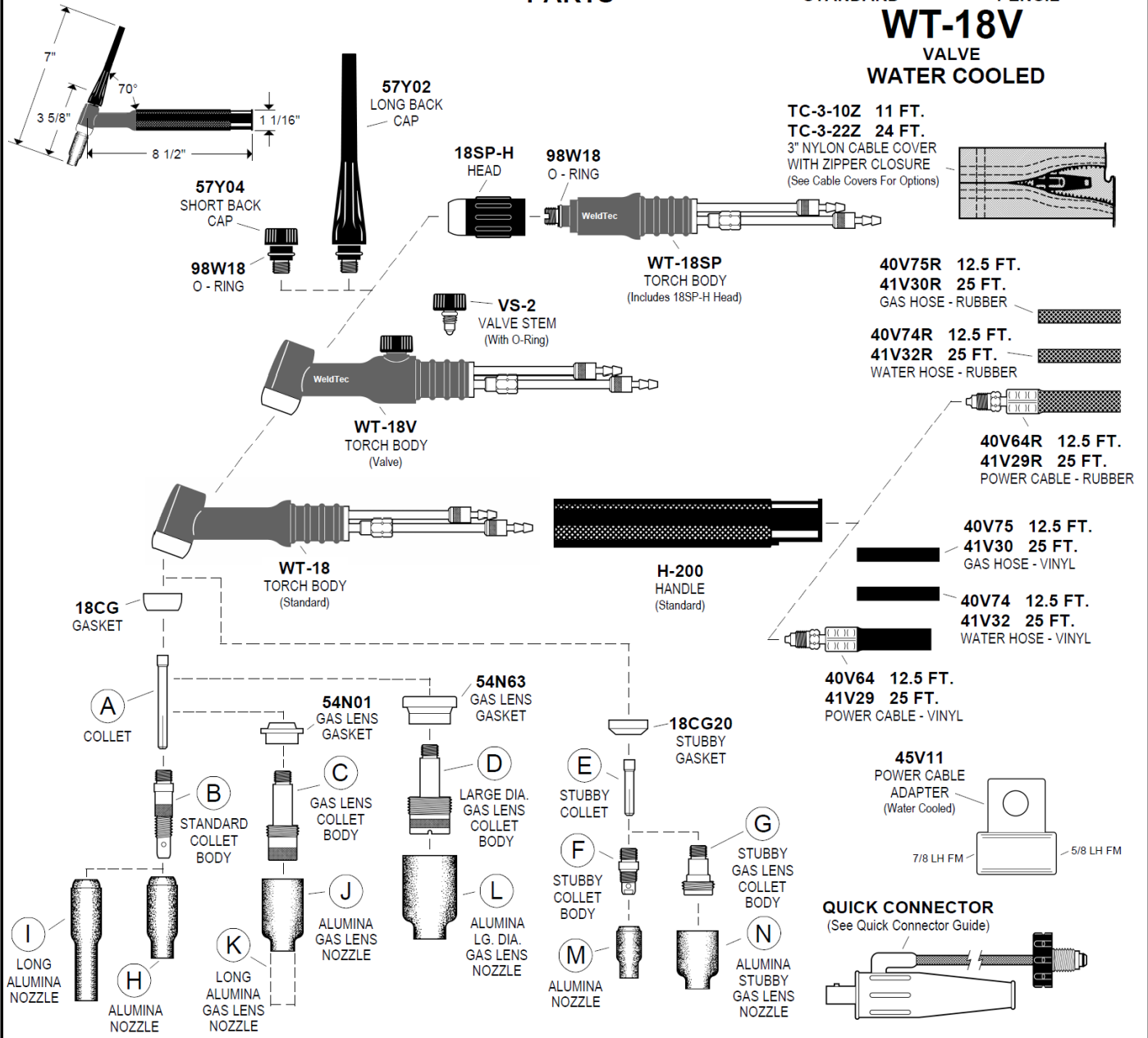
Pos.	Artikelbezeichnung	Artikel
30a	Brennerkappe kurz [57Y04] WT-17/18/26 SW-450	85757040-W
30c	Brennerkappe lang [57Y02] WT-17/18/26 SW-450	85757020-W
30d	Runddichtung [98W18] WT-17/18/26	85509-98W18-W
40	Isolator Standard [18CG] WT-17/18/26 WT-28/29	85504181-W
41	Spannhülse Ø0,5mm L=50mm [10N21] WT-17/18/26 WT-28/29	85110210-W
	Spannhülse Ø1,0mm L=50mm [10N22] WT-17/18/26 WT-28/29	85110220-W
	Spannhülse Ø1,6mm L=50mm [10N23] WT-17/18/26 WT-28/29	85110230-W
	Spannhülse Ø2,4mm L=50mm [10N24] WT-17/18/26 WT-28/29	85110240-W
	Spannhülse Ø3,2mm L=50mm [10N25] WT-17/18/26 WT-28/29	85110250-W
	Spannhülse Ø4,0mm L=50mm [54N20] WT-17/18/26 WT-28/29	85114200-W
42	Spannhülsegehäuse Ø0,5mm [10N29] WT-17/18/26 WT-28/29	85120290-W
	Spannhülsegehäuse Ø1,0mm [10N30] WT-17/18/26 WT-28/29	85120300-W
	Spannhülsegehäuse Ø1,6mm [10N31] WT-17/18/26 WT-28/29	85120310-W
	Spannhülsegehäuse Ø2,4mm [10N32] WT-17/18/26 WT-28/29	85120320-W
	Spannhülsegehäuse Ø3,2mm [10N28] WT-17/18/26 WT-28/29	85120280-W
	Spannhülsegehäuse Ø4,0mm [406488] WT-17/18/26 WT-28/29	85124880-W
43	Gasdüse Gr.4 iØ6,4mm L=47mm [10N50] WT-17/18/26 WT-28/29	85210500-W
	Gasdüse Gr.5 iØ8,0mm L=47mm [10N49] WT-17/18/26 WT-28/29	85210490-W
	Gasdüse Gr.6 iØ9,6mm L=47mm [10N48] WT-17/18/26 WT-28/29	85210480-W
	Gasdüse Gr.7 iØ11,2mm L=47mm [10N47] WT-17/18/26 WT-28/29	85210470-W
	Gasdüse Gr.8 iØ12,8mm L=47mm [10N46] WT-17/18/26 WT-28/29	85210460-W
	Gasdüse Gr.10 iØ16mm L=47mm [10N45] WT-17/18/26 WT-28/29	85210450-W
	Gasdüse Gr.12 iØ19,2mm L=47mm [10N44] WT-17/18/26 WT-28/29	85210440-W
50	Isolator Adapter [54N01] WT-17/18/26 WT-28/29	85504010-W
52	Gaslinse Ø1,0mm [45V24] WT-17/18/26 SW-418 WT-28/29	85134524-W
	Gaslinse Ø1,6mm [45V25] WT-17/18/26 SW-418 WT-28/29	85134525-W
	Gaslinse Ø2,4mm [45V26] WT-17/18/26 SW-418 WT-28/29	85134526-W
	Gaslinse Ø3,2mm [45V27] WT-17/18/26 SW-418 WT-28/29	85134527-W
	Gaslinse Ø4,0mm [45V28] WT-17/18/26 SW-418 WT-28/29	85134528-W
53	Gasdüse Gr.4 iØ6,4mm L=42mm [54N18] WT-17/18/26 SW-450 WT-28/29	85254180-W
	Gasdüse Gr.5 iØ6,4mm L=42mm [54N17] WT-17/18/26 SW-450 WT-28/29	85254170-W
	Gasdüse Gr.6 iØ9,6mm L=42mm [54N16] WT-17/18/26 SW-450 WT-28/29	85254160-W
	Gasdüse Gr.8 iØ12,8mm L=42mm [54N14] WT-17/18/26 SW-450 WT-28/29	85254140-W
60	Isolator Gaslinse Jumbo [54N63] WT-17/18/26 WT-28/29	85504630-W
62	Gaslinse Ø0,5-1,0mm Jumbo [45V0204] WT-17/18/26 SW-418 WT-28/29	85134502-W
	Gaslinse Ø1,6mm Jumbo [45V116] WT-17/18/26 SW-418 WT-28/29	85134516-W
	Gaslinse Ø2,4mm Jumbo [45V64] WT-17/18/26 WT-28/29	85134564-W
	Gaslinse Ø3,2mm Jumbo [995795] WT-17/18/26 WT-28/29	85135795-W
	Gaslinse Ø4,0mm Jumbo [45V63] WT-17/18/26 WT-28/29	85134563-W
63	Gasdüse Gr.6 iØ9,6mm L=48mm [57N75] Hochleistungs Keramik, rosa	85257750-W
	Gasdüse Gr.8 iØ12,8mm L=48mm [57N74] Hochleistungs Keramik, rosa	85257740-W
	Gasdüse Gr.10 iØ16,0mm L=48mm [53N88] Hochleistungs Keramik, rosa	85253880-W
	Gasdüse Gr.12 iØ19,2mm L=48mm [53N87] Hochleistungs Keramik, rosa	85253870-W

Ersatzteile

Pos.	Artikelbezeichnung	Artikel
1a	Brennerkörper WT-17FV luftgekühlt	8560117Y
2a	VS-2 Drehventil für 9/17er	85511002
2b	O-Ring rot [98W77] für Brennerkappe 41V24/33/35	8550904520R

REPLACEMENT PARTS

WT-18 • WT-18SP STANDARD PENCIL WT-18V VALVE WATER COOLED



COPYRIGHT 1994 - 2015 TEC WELDING PRODUCTS, INC.

COLLETS • COLLET BODIES • GAS LENS

ITEM	ELECTRODE DIAMETER	.020 0,5	.040 1,0	1/16 1,6	3/32 2,4	1/8 3,2	5/32 4,0	
A	COLLET	10N21	10N22	10N23	10N24	10N25	54N20	
B	COLLET BODY	10N29	10N30	10N31	10N32	10N28	406488	
C	GAS LENS	45V29	45V24	45V25	45V26	45V27	45V28	
D	LG. DIA. GAS LENS	—	—	45V116	45V64	995795	45V63	
E	STUBBY COLLET	—	—	10N23S	10N24S	10N25S	—	
F	STUBBY COLLET BODY	17CB20					—	—
G	STUBBY GAS LENS	—	—	45V25S	45V26S	45V27S	—	

GAS NOZZLES

ITEM	NO. SIZE	4 1/4"	5 5/16"	6 3/8"	7 7/16"	8 1/2"	10 5/8"	11 11/16"	12 3/4"
H	ALUMINA	10N50	10N49	10N48	10N47	10N46	10N45	—	10N44
I	ALUMINA 3" LONG	—	10N49L	10N48L	10N47L	—	—	—	—
J	ALUMINA GAS LENS	54N18	54N17	54N16	54N15	54N14	—	54N19	—
K	ALUMINA GAS LENS 3" LONG	—	54N17L	54N16L	54N15L	54N14L	—	—	—
L	ALUMINA LG. DIA. GAS LENS	—	—	57N75	—	57N74	53N88	—	53N87*
M	ALUMINA	13N08	13N09	13N10	13N11	13N12	13N13	—	—
N	ALUMINA STUBBY GAS LENS	—	—	—	54N15SW	54N14SW	54N12SW	54N19	—

Specifications and descriptions subject to change without notice.

* #15 53N89 15/16" ID X 1 7/8" Long


REVISION F

MANUFACTURED IN USA

Datenblatt

WT18

WeldTec



00.DBL-85601180-1180

12/2018

WIG-Brenner WT18

Ausrüstungsteile

Pos.	Artikelbezeichnung	Artikel
30a	Brennerkappe kurz [57Y04] WT-17/18/26 SW-450	85757040-W
30c	Brennerkappe lang [57Y02] WT-17/18/26 SW-450	85757020-W
30d	Runddichtung 98W18	85509-98W18-W
40	Isolator Standard [18CG] WT-17/18/26 WT-28/29	85504181-W
41	Spannhülse Ø0,5mm L=50mm [10N21] WT-17/18/26 WT-28/29	85110210-W
	Spannhülse Ø1,0mm L=50mm [10N22] WT-17/18/26 WT-28/29	85110220-W
	Spannhülse Ø1,6mm L=50mm [10N23] WT-17/18/26 WT-28/29	85110230-W
	Spannhülse Ø2,4mm L=50mm [10N24] WT-17/18/26 WT-28/29	85110240-W
	Spannhülse Ø3,2mm L=50mm [10N25] WT-17/18/26 WT-28/29	85110250-W
	Spannhülse Ø4,0mm L=50mm [54N20] WT-17/18/26 WT-28/29	85114200-W
42	Spannhülsegehäuse Ø0,5mm [10N29] WT-17/18/26 WT-28/29	85120290-W
	Spannhülsegehäuse Ø1,0mm [10N30] WT-17/18/26 WT-28/29	85120300-W
	Spannhülsegehäuse Ø1,6mm [10N31] WT-17/18/26 WT-28/29	85120310-W
	Spannhülsegehäuse Ø2,4mm [10N32] WT-17/18/26 WT-28/29	85120320-W
	Spannhülsegehäuse Ø3,2mm [10N28] WT-17/18/26 WT-28/29	85120280-W
	Spannhülsegehäuse Ø4,0mm [406488] WT-17/18/26 WT-28/29	85124880-W
43	Gasdüse Gr.4 iØ6,4mm L=47mm [10N50] WT-17/18/26 WT-28/29	85210500-W
	Gasdüse Gr.5 iØ8,0mm L=47mm [10N49] WT-17/18/26 WT-28/29	85210490-W
	Gasdüse Gr.6 iØ9,6mm L=47mm [10N48] WT-17/18/26 WT-28/29	85210480-W
	Gasdüse Gr.7 iØ11,2mm L=47mm [10N47] WT-17/18/26 WT-28/29	85210470-W
	Gasdüse Gr.8 iØ12,8mm L=47mm [10N46] WT-17/18/26 WT-28/29	85210460-W
	Gasdüse Gr.10 iØ16mm L=47mm [10N45] WT-17/18/26 WT-28/29	85210450-W
	Gasdüse Gr.12 iØ19,2mm L=47mm [10N44] WT-17/18/26 WT-28/29	85210440-W
50	Isolator Adapter [54N01] WT-17/18/26 WT-28/29	85504010-W
52	Gaslinse Ø0,5mm [45V29] WT-17/18/26 SW-418 WT-28/29	85134529-W
	Gaslinse Ø1,0mm [45V24] WT-17/18/26 SW-418 WT-28/29	85134524-W
	Gaslinse Ø1,6mm [45V25] WT-17/18/26 SW-418 WT-28/29	85134525-W
	Gaslinse Ø2,4mm [45V26] WT-17/18/26 SW-418 WT-28/29	85134526-W
	Gaslinse Ø3,2mm [45V27] WT-17/18/26 SW-418 WT-28/29	85134527-W
	Gaslinse Ø4,0mm [45V28] WT-17/18/26 SW-418 WT-28/29	85134528-W
53	Gasdüse Gr.4 iØ6,4mm L=42mm [54N18] WT-17/18/26 SW-450 WT-28/29	85254180-W
	Gasdüse Gr.5 iØ6,4mm L=42mm [54N17] WT-17/18/26 SW-450 WT-28/29	85254170-W
	Gasdüse Gr.6 iØ9,6mm L=42mm [54N16] WT-17/18/26 SW-450 WT-28/29	85254160-W
	Gasdüse Gr.8 iØ12,8mm L=42mm [54N14] WT-17/18/26 SW-450 WT-28/29	85254140-W
60	Isolator Gaslinse Jumbo [54N63] WT-17/18/26 WT-28/29	85504630-W
62	Gaslinse Ø0,5-1,0mm Jumbo [45V0204] WT-17/18/26 SW-418 WT-28/29	85134502-W
	Gaslinse Ø1,6mm Jumbo [45V116] WT-17/18/26 SW-418 WT-28/29	85134516-W
	Gaslinse Ø2,4mm Jumbo [45V64] WT-17/18/26 WT-28/29	85134564-W
	Gaslinse Ø3,2mm Jumbo [995795] WT-17/18/26 WT-28/29	85135795-W
	Gaslinse Ø4,0mm Jumbo [45V63] WT-17/18/26 WT-28/29	85134563-W
63	Gasdüse Gr.6 iØ9,6mm L=48mm [57N75] Hochleistungs Keramik, rosa	85257750-W
	Gasdüse Gr.8 iØ12,8mm L=48mm [57N74] Hochleistungs Keramik, rosa	85257740-W
	Gasdüse Gr.10 iØ16,0mm L=48mm [53N88] Hochleistungs Keramik, rosa	85253880-W
	Gasdüse Gr.12 iØ19,2mm L=48mm [53N87] Hochleistungs Keramik, rosa	85253870-W


Ersatzteile

Pos.	Artikelbezeichnung	Artikel
1a	Brennerkörper WT-18 wassergekühlt	85601180
1b	Brennerkörper WT-18F wassergekühlt	85601182

Datenblatt

WT20 WT20F WT20H

WeldTec



00.DBL-85601200-1202

12/2018

Ausrüstungsteile

Pos.	Artikelbezeichnung	Artikel
30a	Brennerkappe kurz [41V33] WT-9/20 SW-320	85741330-W
30b	Brennerkappe mittel [41V35] WT-9/20 SW-320	85741350-W
30c	Brennerkappe lang [41V24] WT-9/20 SW-320	85741240-W
30d	Runddichtung 98W77	85509-98W77-W
40	Isolator Standard [598882] WT-9/20/25 SW-320 WT-22/23	85504820-W
41	Spannhülse Ø0,5mm L=25mm [13N20] WT-9/20/25 SW-320 WT-22/23	85113200-W
	Spannhülse Ø1,0mm L=25mm [13N21] WT-9/20/25 SW-320 WT-22/23	85113210-W
	Spannhülse Ø1,6mm L=25mm [13N22] WT-9/20/25 SW-320 WT-22/23	85113220-W
	Spannhülse Ø2,4mm L=25mm [13N23] WT-9/20/25 SW-320 WT-22/23	85113230-W
	Spannhülse Ø3,2mm L=25mm [13N24] WT-9/20/25 SW-320 WT-22/23	85113240-W
42	Spannhülsegehäuse Ø0,5mm [13N25] WT-9/20/25 SW-320 WT-22/23	85123250-W
	Spannhülsegehäuse Ø1,0mm [13N26] WT-9/20/25 SW-320 WT-22/23	85123260-W
	Spannhülsegehäuse Ø1,6mm [13N27] WT-9/20/25 SW-320 WT-22/23	85123270-W
	Spannhülsegehäuse Ø2,4mm [13N28] WT-9/20/25 SW-320 WT-22/23	85123280-W
	Spannhülsegehäuse Ø3,2mm [13N29] WT-9/20/25 SW-320 WT-22/23	85123290-W
43	Gasdüse Gr.4 iØ6,4mm L=30mm [13N08] WT-9/20/25 SW-320 WT-22/23	85213080-W
	Gasdüse Gr.5 iØ8,0mm L=30mm [13N09] WT-9/20/25 SW-320 WT-22/23	85213090-W
	Gasdüse Gr.6 iØ9,6mm L=30mm [13N10] WT-9/20/25 SW-320 WT-22/23	85213100-W
	Gasdüse Gr.7 iØ11,2mm L=30mm [13N11] WT-9/20/25 SW-320 WT-22/23	85213110-W
	Gasdüse Gr.8 iØ12,8mm L=30mm [13N12] WT-9/20/25 SW-320 WT-22/23	85213120-W
	Gasdüse Gr.10 iØ16,0mm L=30mm [13N13] WT-9/20/25 SW-320 WT-22/23	85213130-W
52	Gaslinse Ø0,5mm [45V41] WT-9/20/24/25 SW-320 WT-22/23	85134541-W
	Gaslinse Ø1,0mm [45V42] WT-9/20/24/25 SW-320 WT-22/23	85134542-W
	Gaslinse Ø1,6mm [45V43] WT-9/20/24/25 SW-320 WT-22/23	85134543-W
	Gaslinse Ø2,4mm [45V44] WT-9/20/24/25 SW-320 WT-22/23	85134544-W
	Gaslinse Ø3,2mm [45V45] WT-9/20/24/25 SW-320 WT-22/23	85134545-W
53	Gasdüse Gr.4 iØ6,4mm L=25mm [53N58] WT-9/20/24/25 SW-320 WT-22/23	85253580-W
	Gasdüse Gr.5 iØ8,0mm L=25mm [53N59] WT-9/20/24/25 SW-320 WT-22/23	85253590-W
	Gasdüse Gr.6 iØ9,6mm L=25mm [53N60] WT-9/20/24/25 SW-320 WT-22/23	85253600-W
	Gasdüse Gr.7 iØ11,2mm L=25mm [53N61] WT-9/20/24/25 SW-320 WT-22/23	85253610-W
60	Isolator Gaslinse Jumbo [54N63-20] WT-9/20/25 SW-320 WT-22/23	85504632-W
61	Spannhülse Ø1,0mm L=40mm [13N21L] WT-9/20/25 SW-320 WT-22/23	85113214-W
	Spannhülse Ø1,6mm L=40mm [13N22L] WT-9/20/25 SW-320 WT-22/23	85113224-W
	Spannhülse Ø2,4mm L=40mm [13N23L] WT-9/20/25 SW-320 WT-22/23	85113234-W
	Spannhülse Ø3,2mm L=40mm [13N24L] WT-9/20/25 SW-320 WT-22/23	85113244-W
62	Gaslinse Ø0,5-1,0mm Jumbo [45V0204S] WT-9/20/25 SW-320 WT-22/23	85136504-W
	Gaslinse Ø1,6mm Jumbo [45V116S] WT-9/20/25 SW-320 WT-22/23	85136516-W
	Gaslinse Ø2,4mm Jumbo [45V64S] WT-9/20/25 SW-320 WT-22/23	85136564-W
	Gaslinse Ø3,2mm Jumbo [995795S] WT-9/20/25 SW-320 WT-22/23	85136795-W
63	Gasdüse Gr.6 iØ9,6mm L=48mm [57N75] Hochleistungs Keramik, rosa	85257750-W
	Gasdüse Gr.8 iØ12,8mm L=48mm [57N74] Hochleistungs Keramik, rosa	85257740-W
	Gasdüse Gr.10 iØ16,0mm L=48mm [53N88] Hochleistungs Keramik, rosa	85253880-W
	Gasdüse Gr.12 iØ19,2mm L=48mm [53N87] Hochleistungs Keramik, rosa	85253870-W

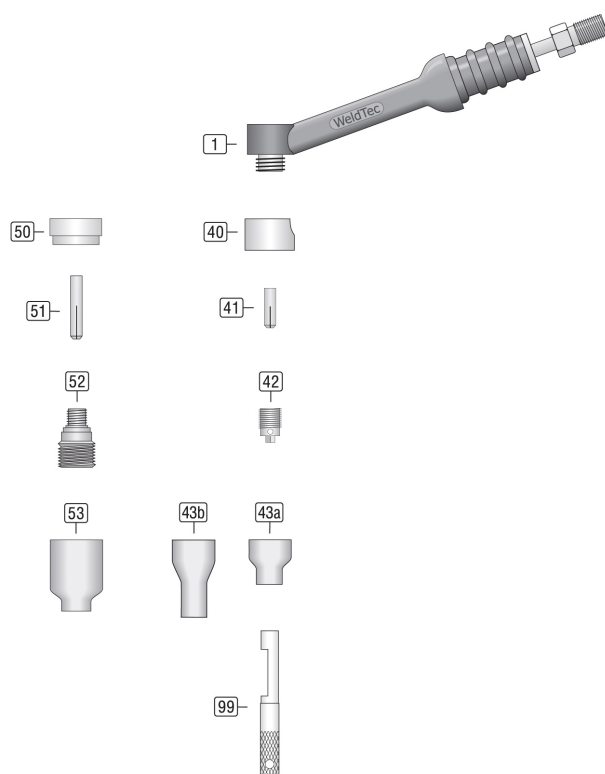
Ersatzteile

Pos.	Artikelbezeichnung	Artikel
1	Brennerkörper WT-20 wassergekühlt	85601200
1a	Brennerkörper WT-20F wassergekühlt	85601202
1b	Brennerkörper WT-20F3" wassergekühlt	85601203
1c	Brennerkörper WT-20F4" wassergekühlt	85601204
1d	Brennerkörper WT-20F5" wassergekühlt	85601205
2	Brennerkörper WT-20H wassergekühlt	8560120H

Datenblatt

WT24G

WeldTec



00.DBL-8560124G-124G

01/2018

WIG-Brenner WT24G

Ausrüstungsteile

Pos.	Artikelbezeichnung	Artikel
40	Isolator [53N22] WT-24/24W	85504222-W
41	Spannhülse Ø0,5mm L=14mm [53N15] WT-24/24W	85113150-W
	Spannhülse Ø1,0mm L=14mm [53N16] WT-24/24W	85113160-W
	Spannhülse Ø1,6mm L=14mm [53N14] WT-24/24W	85113140-W
	Spannhülse Ø2,4mm L=14mm [24C332] WT-24/24W	85113320-W
42	Spannhülsegehäuse Ø0,5mm [53N17] WT-24G/24W	85123170-W
	Spannhülsegehäuse Ø1,0mm [53N18] WT-24/24W	85123180-W
	Spannhülsegehäuse Ø1,6mm [53N19] WT-24/24W	85123190-W
	Spannhülsegehäuse Ø2,4mm [24CB332] WT-24/24W	85123320-W
43a	Gasdüse Gr.6 iØ9,6mm L=16,5mm [53N27A] WT-24/24W	85253270-W
43b	Gasdüse Gr.6 iØ9,6mm L=29mm [53N26] WT-24/24W	85253260-W
50	Isolator Gaslinse [53N66] WT-24/24W	85504660-W
51	Spannhülse Ø0,5mm L=23mm [53N62] WT-24/24W	85113620-W
	Spannhülse Ø1,0mm L=23mm [53N63] WT-24/24W	85113630-W
	Spannhülse Ø1,6mm L=23mm [53N64] WT-24/24W	85113640-W
	Spannhülse Ø2,4mm L=23mm [24GLC332] WT-24/24W	85113323-W
52	Gaslinse Ø0,5mm [45V41] WT-9/20/24/25 SW-320 WT-22/23	85134541-W
	Gaslinse Ø1,0mm [45V42] WT-9/20/24/25 SW-320 WT-22/23	85134542-W
	Gaslinse Ø1,6mm [45V43] WT-9/20/24/25 SW-320 WT-22/23	85134543-W
	Gaslinse Ø2,4mm [45V44] WT-9/20/24/25 SW-320 WT-22/23	85134544-W
53	Gasdüse Gr.4 iØ6,4mm L=25mm [53N58] WT-9/20/24/25 SW-320 WT-22/23	85253580-W
	Gasdüse Gr.5 iØ8,0mm L=25mm [53N59] WT-9/20/24/25 SW-320 WT-22/23	85253590-W
	Gasdüse Gr.6 iØ9,6mm L=25mm [53N60] WT-9/20/24/25 SW-320 WT-22/23	85253600-W
	Gasdüse Gr.7 iØ11,2mm L=25mm [53N61] WT-9/20/24/25 SW-320 WT-22/23	85253610-W
99	Spannschlüssel [53N20] WT-24/60/125	85521002

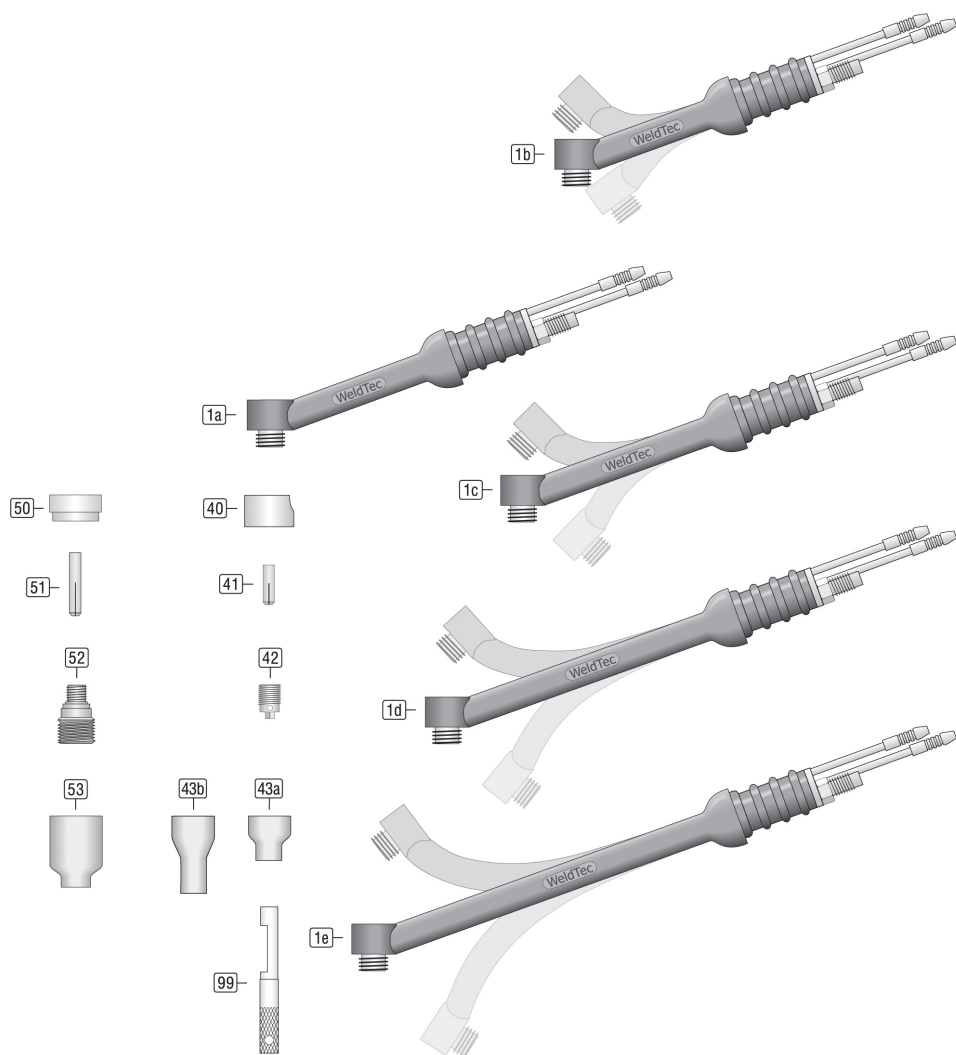
Ersatzteile

Pos.	Artikelbezeichnung	Artikel
1	Brennerkörper WT-24 luftgekühlt	8560124G

Datenblatt

WT24W

WeldTec



00.DBL-8560124W-024W

01/2018

WIG-Brenner WT24W

Ausrüstungsteile

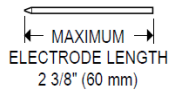
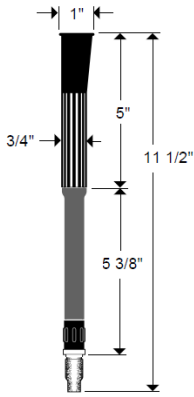
Pos.	Artikelbezeichnung	Artikel
40	Isolator [53N22] WT-24/24W	85504222-W
41	Spannhülse Ø0,5mm L=14mm [53N15] WT-24/24W	85113150-W
	Spannhülse Ø1,0mm L=14mm [53N16] WT-24/24W	85113160-W
	Spannhülse Ø1,6mm L=14mm [53N14] WT-24/24W	85113140-W
	Spannhülse Ø2,4mm L=14mm [24C332] WT-24/24W	85113320-W
42	Spannhülsegehäuse Ø0,5mm [53N17] WT-24G/24W	85123170-W
	Spannhülsegehäuse Ø1,0mm [53N18] WT-24/24W	85123180-W
	Spannhülsegehäuse Ø1,6mm [53N19] WT-24/24W	85123190-W
	Spannhülsegehäuse Ø2,4mm [24CB332] WT-24/24W	85123320-W
43a	Gasdüse Gr.6 iØ9,6mm L=16,5mm [53N27A] WT-24/24W	85253270-W
43b	Gasdüse Gr.6 iØ9,6mm L=29mm [53N26] WT-24/24W	85253260-W
50	Isolator Gaslinse [53N66] WT-24/24W	85504660-W
51	Spannhülse Ø0,5mm L=23mm [53N62] WT-24/24W	85113620-W
	Spannhülse Ø1,0mm L=23mm [53N63] WT-24/24W	85113630-W
	Spannhülse Ø1,6mm L=23mm [53N64] WT-24/24W	85113640-W
	Spannhülse Ø2,4mm L=23mm [24GLC332] WT-24/24W	85113323-W
52	Gaslinse Ø0,5mm [45V41] WT-9/20/24/25 SW-320 WT-22/23	85134541-W
	Gaslinse Ø1,0mm [45V42] WT-9/20/24/25 SW-320 WT-22/23	85134542-W
	Gaslinse Ø1,6mm [45V43] WT-9/20/24/25 SW-320 WT-22/23	85134543-W
	Gaslinse Ø2,4mm [45V44] WT-9/20/24/25 SW-320 WT-22/23	85134544-W
53	Gasdüse Gr.4 iØ6,4mm L=25mm [53N58] WT-9/20/24/25 SW-320 WT-22/23	85253580-W
	Gasdüse Gr.5 iØ8,0mm L=25mm [53N59] WT-9/20/24/25 SW-320 WT-22/23	85253590-W
	Gasdüse Gr.6 iØ9,6mm L=25mm [53N60] WT-9/20/24/25 SW-320 WT-22/23	85253600-W
	Gasdüse Gr.7 iØ11,2mm L=25mm [53N61] WT-9/20/24/25 SW-320 WT-22/23	85253610-W
99	Spannschlüssel [53N20] WT-24/60/125	85521002

Ersatzteile

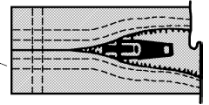
Pos.	Artikelbezeichnung	Artikel
1a	Brennerkörper WT-24W wassergekühlt	8560124W
1b	Brennerkörper WT-24WF wassergekühlt	85601242
1c	Brennerkörper WT-24WF3 wassergekühlt	85601243
1d	Brennerkörper WT-24WF4" wassergekühlt	85601244
1e	Brennerkörper WT-24WF5" wassergekühlt	85601245

REPLACEMENT PARTS

WT-25 PENCIL, FLEX WATER COOLED



TC-3-10Z 11 FT.
TC-3-22Z 24 FT.
3" NYLON CABLE COVER
WITH ZIPPER CLOSURE
(See Cable Covers For Options)



OPTIONAL HANDLE



H-100
HANDLE



H-100B
HANDLE - STANDARD

45V07R 12.5 FT.
45V08R 25 FT.
WATER HOSE - RUBBER

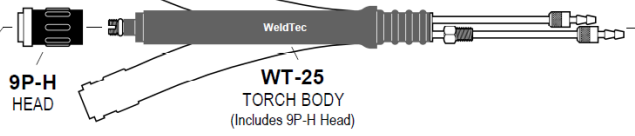


45V09R 12.5 FT.
45V10R 25 FT.
GAS HOSE - RUBBER

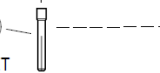
45V09 12.5 FT.
45V10 25 FT.
GAS HOSE - VINYL

45V07 12.5 FT.
45V08 25 FT.
WATER HOSE - VINYL

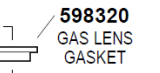
45V03 12.5 FT.
45V04 25 FT.
POWER CABLE - VINYL



A COLLET



598882 GASKET



598320 GAS LENS GASKET



D MEDIUM GAS LENS COLLET BODY



E LARGE DIA. GAS LENS COLLET

B COLLET BODY



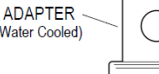
C GAS LENS COLLET BODY



F LARGE DIA. GAS LENS COLLET BODY



K ALUMINA MED. DIA. GAS LENS NOZZLE



G ALUMINA NOZZLE



J ALUMINA GAS LENS NOZZLE



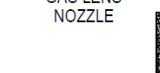
L ALUMINA LG. DIA. GAS LENS NOZZLE



H LONG NOZZLE



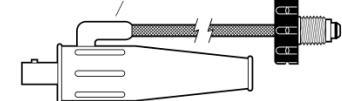
I EX. LONG NOZZLE



45V11 POWER CABLE ADAPTER (Water Cooled)



QUICK CONNECTOR (See Quick Connector Guide)



COPYRIGHT 1994 - 2015 TEC WELDING PRODUCTS, INC.

COLLETS • COLLET BODIES • GAS LENS

ITEM	ELECTRODE DIAMETER	.020 0,5	.040 1,0	1/16 1,6	3/32 2,4	1/8 3,2
A	COLLET	13N20	13N21	13N22	13N23	13N24
B	COLLET BODY	13N25	13N26	13N27	13N28	13N29
C	GAS LENS	45V41	45V42	45V43	45V44	45V45
D	MED. DIA. GAS LENS	—	—	45V35SW	45V36SW	45V37SW
E	LG. DIA. GAS LENS COLLET	13N20L	13N21L	13N22L	13N23L	13N24L
F	LG. DIA. GAS LENS	45V0204S		45V116S	45V64S	995795S

GAS NOZZLES

ITEM	NO. SIZE	3 3/16"	4 1/4"	5 5/16"	6 3/8"	7 7/16"	8 1/2"	10 5/8"	11 11/16"	12 3/4"
G	ALUMINA	—	13N08	13N09	13N10	13N11	13N12	13N13	—	—
H	LONG 17/8"	796F70A	796F71A	796F72A	796F73A	—	—	—	—	—
I	EX. LONG 2 1/2"	796F74A	796F75A	796F76A	796F77A	—	—	—	—	—
J	ALUMINA GAS LENS	—	53N58	53N59	53N60	53N61	53N61S	—	—	—
K	ALUMINA MED. DIA. GAS LENS	—	—	—	54N16SW	54N15SW	54N14SW	54N12SW	54N19	—
L	ALUMINA LG. DIA. GAS LENS	—	—	—	57N75	—	57N74	53N88	—	53N87*

Specifications and descriptions subject to change without notice.

* #15 53N89 15/16" ID X 1 7/8" Long

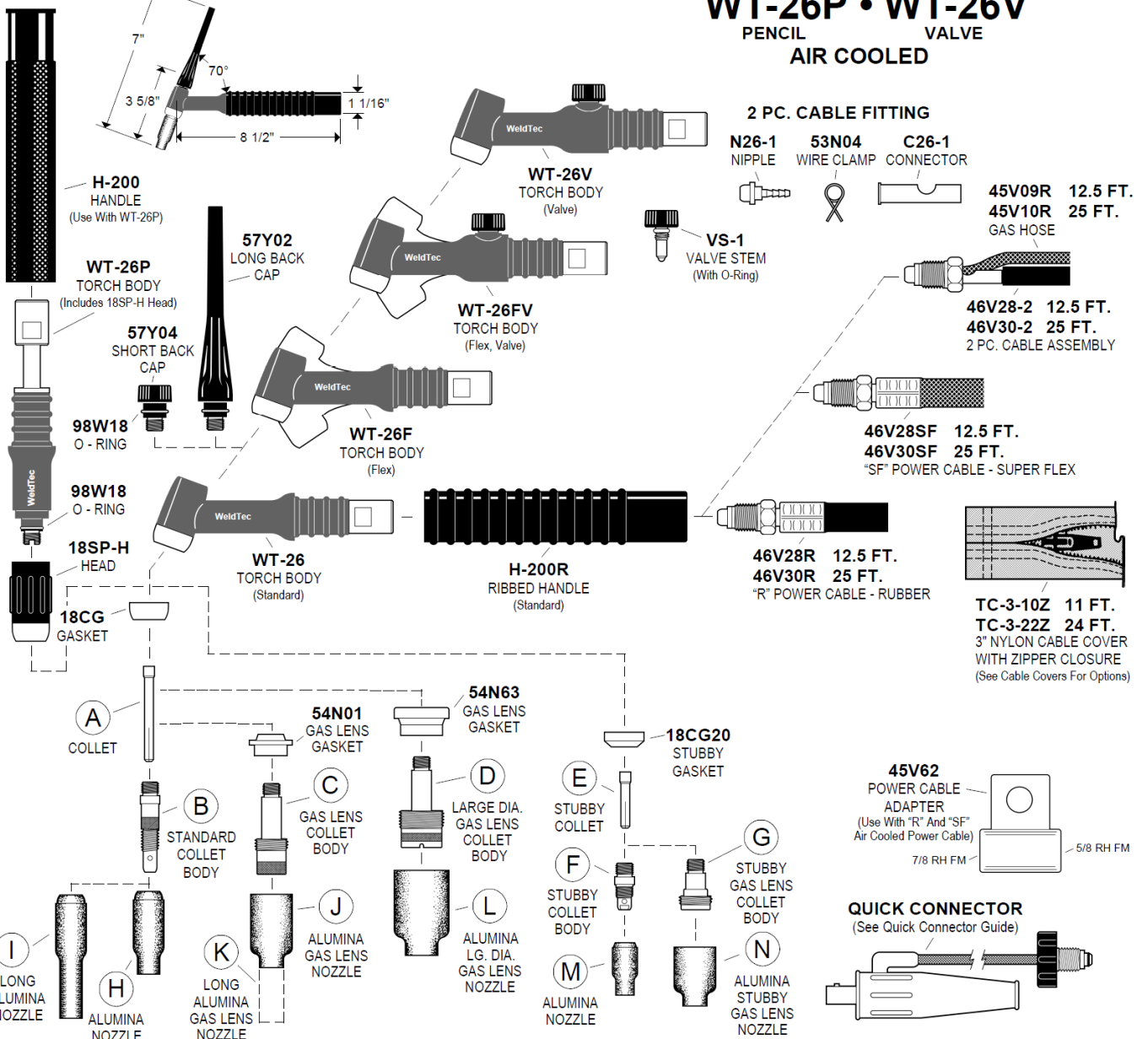
MANUFACTURED IN USA

REVISION B



A - 7400 Oberwart, Kreuzgasse 1
Tel: +43 (0) 3352 210 88 - 0
Fax: +43 (0) 3352 210 88 - 3
E-mail: office@weld-tec.com
www.weld-tec.com

*welding .
cutting .
automation .
service .*



COPYRIGHT 1994 - 2015 TEC WELDING PRODUCTS, INC.

COLLETS • COLLET BODIES • GAS LENS

ITEM	ELECTRODE DIAMETER	.020 0,5	.040 1,0	1/16 1,6	3/32 2,4	1/8 3,2
A	COLLET	10N21	10N22	10N23	10N24	10N25
B	STANDARD COLLET BODY	10N29	10N30	10N31	10N32	10N28
C	GAS LENS	45V29	45V24	45V25	45V26	45V27
D	LG. DIA. GAS LENS	—	—	45V116	45V64	995795
E	STUBBY COLLET	—	—	10N23S	10N24S	10N25S
F	STUBBY COLLET BODY	17CB20				
G	STUBBY GAS LENS	—	—	45V25S	45V26S	45V27S

GAS NOZZLES

ITEM	NO. SIZE	4 1/4"	5 5/16"	6 3/8"	7 7/16"	8 1/2"	10 5/8"	11 11/16"	12 3/4"
H	ALUMINA	10N50	10N49	10N48	10N47	10N46	10N45	—	10N44
I	ALUMINA 3" LONG	—	10N49L	10N48L	10N47L	—	—	—	—
J	ALUMINA GAS LENS	54N18	54N17	54N16	54N15	54N14	—	54N19	—
K	ALUMINA GAS LENS 3" LONG	—	54N17L	54N16L	54N15L	54N14L	—	—	—
L	ALUMINA LG. DIA. GAS LENS	—	—	57N75	—	57N74	53N88	—	53N87*
M	ALUMINA	13N08	13N09	13N10	13N11	13N12	13N13	—	—
N	ALUMINA STUBBY GAS LENS	—	—	—	54N15SW	54N14SW	54N12SW	54N19	—

Specifications and descriptions subject to change without notice.

* #15 53N89 15/16" ID X 1 7/8" Long

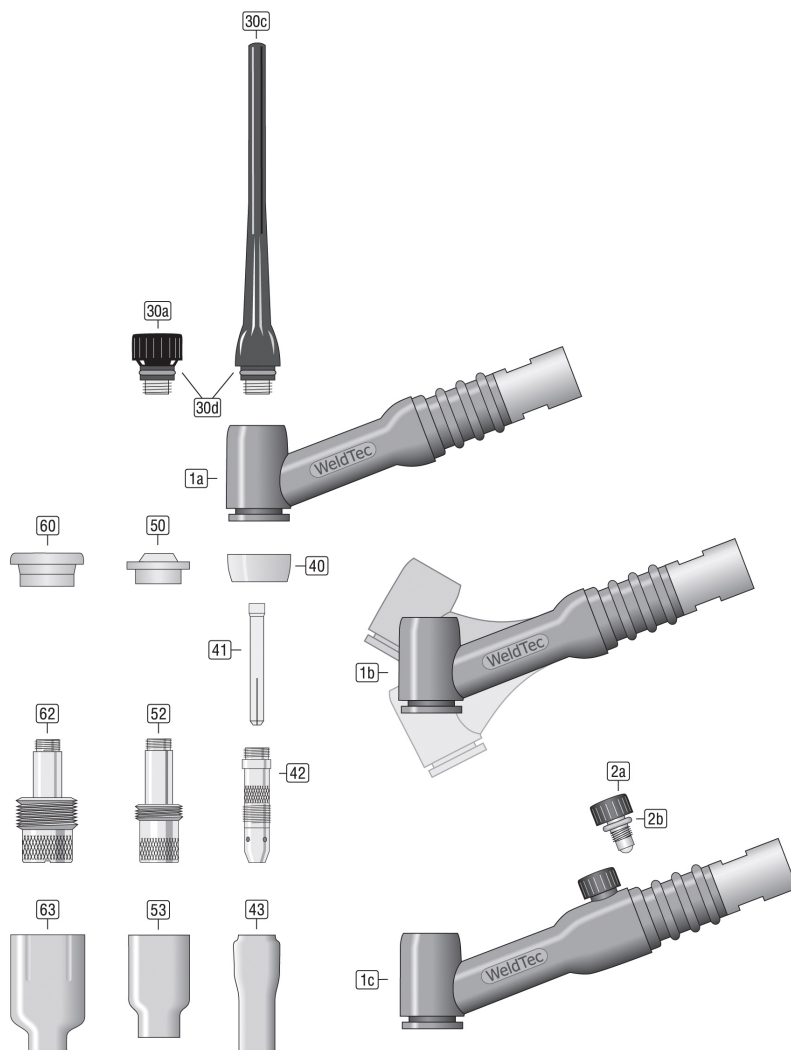
MANUFACTURED IN USA

REVISION F

Datenblatt

WT26 WT26F

WeldTec



00.DBL-85601260-1262

12/2018

WIG-Brenner WT26/ WT26F**Ausrüstungsteile**

Pos.	Artikelbezeichnung	Artikel
30a	Brennerkappe kurz [57Y04] WT-17/18/26 SW-450	85757040-W
30c	Brennerkappe lang [57Y02] WT-17/18/26 SW-450	85757020-W
30d	Runddichtung 98W18	85509-98W18-W
40	Isolator Standard [18CG] WT-17/18/26 WT-28/29	85504181-W
41	Spannhülse Ø0,5mm L=50mm [10N21] WT-17/18/26 WT-28/29	85110210-W
	Spannhülse Ø1,0mm L=50mm [10N22] WT-17/18/26 WT-28/29	85110220-W
	Spannhülse Ø1,6mm L=50mm [10N23] WT-17/18/26 WT-28/29	85110230-W
	Spannhülse Ø2,4mm L=50mm [10N24] WT-17/18/26 WT-28/29	85110240-W
	Spannhülse Ø3,2mm L=50mm [10N25] WT-17/18/26 WT-28/29	85110250-W
	Spannhülse Ø4,0mm L=50mm [54N20] WT-17/18/26 WT-28/29	85114200-W
42	Spannhülsegehäuse Ø0,5mm [10N29] WT-17/18/26 WT-28/29	85120290-W
	Spannhülsegehäuse Ø1,0mm [10N30] WT-17/18/26 WT-28/29	85120300-W
	Spannhülsegehäuse Ø1,6mm [10N31] WT-17/18/26 WT-28/29	85120310-W
	Spannhülsegehäuse Ø2,4mm [10N32] WT-17/18/26 WT-28/29	85120320-W
	Spannhülsegehäuse Ø3,2mm [10N28] WT-17/18/26 WT-28/29	85120280-W
	Spannhülsegehäuse Ø4,0mm [406488] WT-17/18/26 WT-28/29	85124880-W
43	Gasdüse Gr.4 iØ6,4mm L=47mm [10N50] WT-17/18/26 WT-28/29	85210500-W
	Gasdüse Gr.5 iØ8,0mm L=47mm [10N49] WT-17/18/26 WT-28/29	85210490-W
	Gasdüse Gr.6 iØ9,6mm L=47mm [10N48] WT-17/18/26 WT-28/29	85210480-W
	Gasdüse Gr.7 iØ11,2mm L=47mm [10N47] WT-17/18/26 WT-28/29	85210470-W
	Gasdüse Gr.8 iØ12,8mm L=47mm [10N46] WT-17/18/26 WT-28/29	85210460-W
	Gasdüse Gr.10 iØ16mm L=47mm [10N45] WT-17/18/26 WT-28/29	85210450-W
	Gasdüse Gr.12 iØ19,2mm L=47mm [10N44] WT-17/18/26 WT-28/29	85210440-W
50	Isolator Adapter [54N01] WT-17/18/26 WT-28/29	85504010-W
52	Gaslinse Ø0,5mm [45V29] WT-17/18/26 SW-418 WT-28/29	85134529-W
	Gaslinse Ø1,0mm [45V24] WT-17/18/26 SW-418 WT-28/29	85134524-W
	Gaslinse Ø1,6mm [45V25] WT-17/18/26 SW-418 WT-28/29	85134525-W
	Gaslinse Ø2,4mm [45V26] WT-17/18/26 SW-418 WT-28/29	85134526-W
	Gaslinse Ø3,2mm [45V27] WT-17/18/26 SW-418 WT-28/29	85134527-W
	Gaslinse Ø4,0mm [45V28] WT-17/18/26 SW-418 WT-28/29	85134528-W
53	Gasdüse Gr.4 iØ6,4mm L=42mm [54N18] WT-17/18/26 SW-450 WT-28/29	85254180-W
	Gasdüse Gr.5 iØ6,4mm L=42mm [54N17] WT-17/18/26 SW-450 WT-28/29	85254170-W
	Gasdüse Gr.6 iØ9,6mm L=42mm [54N16] WT-17/18/26 SW-450 WT-28/29	85254160-W
	Gasdüse Gr.8 iØ12,8mm L=42mm [54N14] WT-17/18/26 SW-450 WT-28/29	85254140-W
60	Isolator Gaslinse Jumbo [54N63] WT-17/18/26 WT-28/29	85504630-W
62	Gaslinse Ø0,5-1,0mm Jumbo [45V0204] WT-17/18/26 SW-418 WT-28/29	85134502-W
	Gaslinse Ø1,6mm Jumbo [45V116] WT-17/18/26 SW-418 WT-28/29	85134516-W
	Gaslinse Ø2,4mm Jumbo [45V64] WT-17/18/26 WT-28/29	85134564-W
	Gaslinse Ø3,2mm Jumbo [995795] WT-17/18/26 WT-28/29	85135795-W
	Gaslinse Ø4,0mm Jumbo [45V63] WT-17/18/26 WT-28/29	85134563-W
63	Gasdüse Gr.6 iØ9,6mm L=48mm [57N75] Hochleistungs Keramik, rosa	85257750-W
	Gasdüse Gr.8 iØ12,8mm L=48mm [57N74] Hochleistungs Keramik, rosa	85257740-W
	Gasdüse Gr.10 iØ16,0mm L=48mm [53N88] Hochleistungs Keramik, rosa	85253880-W
	Gasdüse Gr.12 iØ19,2mm L=48mm [53N87] Hochleistungs Keramik, rosa	85253870-W

Ersatzteile

Pos.	Artikelbezeichnung	Artikel
1a	Brennerkörper WT-26 luftgekühlt	85601260
1b	Brennerkörper WT-26F luftgekühlt	85601262
1c	Brennerkörper WT-26V luftgekühlt	8560126V
2a	VS-2 Drehventil für 9/17er	85511002
2b	O-Ring rot [98W77] für Brennerkappe 41V24/33/35	8550904520R